



ONLINE GRANTS MANAGEMENT SYSTEM HANDBOOK

Table of Contents

Funds Application

Requirements	Page 3
Applying for Funding	Page 4
Roles and Approvals	Page 11
Special Rules	Page 11

Reports and Reimbursement

Requirements	Page 13
Reporting	Page 13
Reimbursement	Page 17

NH DOE FUNDS APPLICATION PROCESS AND PROCEDURES

Requirements

Grant applicants are required to have a Single-Sign-On (“SSO”) account and permissions to access the application(s) for their district(s)/SAU (see Application Figure 1). The link for the SSO address is:

<https://my.doe.nh.gov/myNHDOE/Login/Login.aspx>

(Application Figure 1)

The screenshot shows the login interface for the myNHDOE Single Sign-On system. At the top, it identifies itself as an official New Hampshire government website. The header includes the New Hampshire Department of Education logo and the name of the Commissioner, Frank Edelblut. The main content area is divided into a left sidebar with 'Help' and 'Quick Links' sections, and a central login form. The login form includes fields for 'User Name' and 'Password', a 'Login' button with a green arrow, and links for 'New user? Create an account here.' and 'Forgot Your Username/Password?'. The footer contains contact information for the New Hampshire Department of Education and copyright details.

an official **NEW HAMPSHIRE** government website

New Hampshire
Department of Education
Serving New Hampshire's Education Community

Frank Edelblut, Commissioner

Help

- Contact Support
- Frequently Asked Questions
- User Manual

Quick Links

- DOE Home
- Local Security Admins
- NH Profiles and Report Cards

Already Have A User Account? Login Here:

User Name:

Password:

[Login](#)

[New user? Create an account here.](#)

[Forgot Your Username/Password?](#)

New Hampshire Department of Education
101 Pleasant Street | Concord, NH | 03301-3852
Telephone: (603) 271-3494 | TDD Access: Relay NH 711

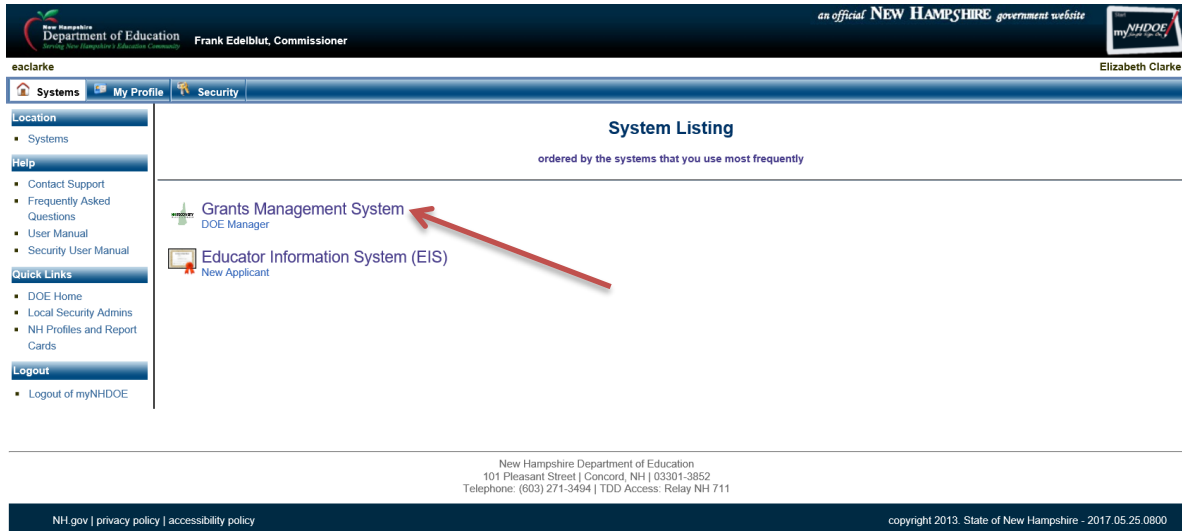
NH.gov | [privacy policy](#) | [accessibility policy](#)

copyright 2013. State of New Hampshire - 2017.05.25.0800

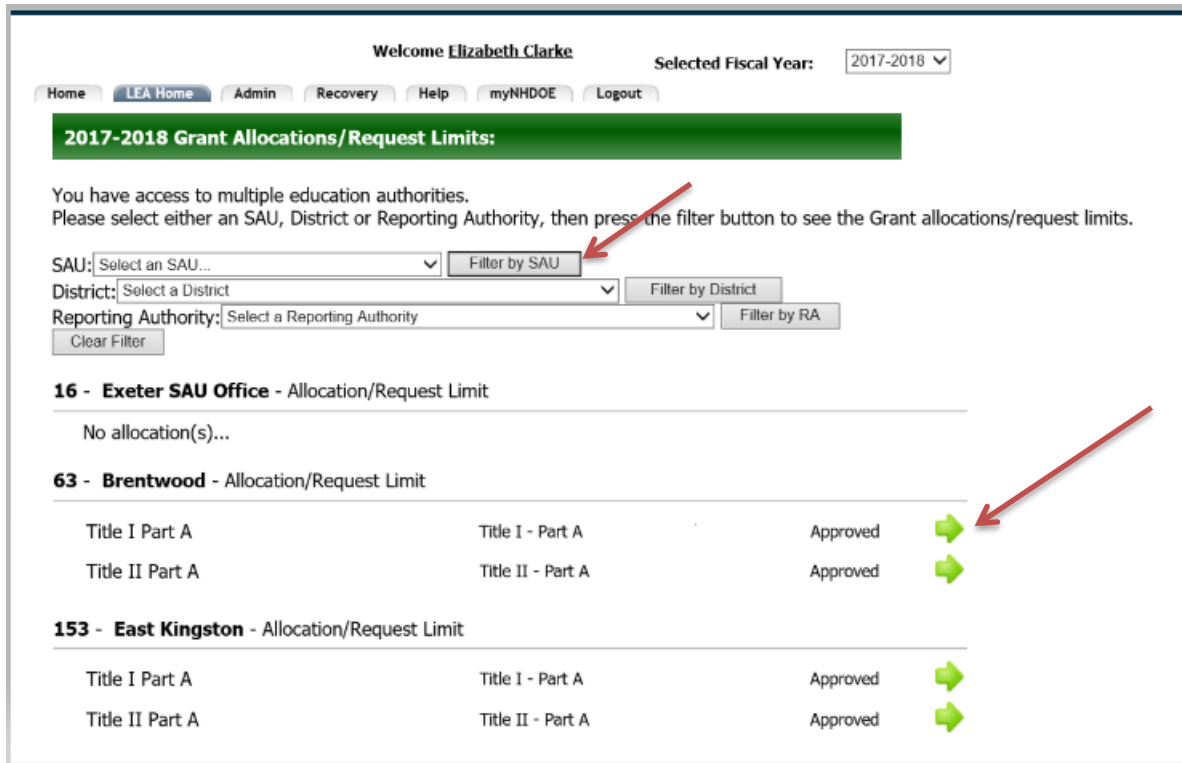
Applying for Funding

Upon logging in you will see the Grants Management System (“GMS”) link (see Application Figure 2). Click on this to bring up the District/SAU screen (see Application Figure 3). Here you will find all of the applications available.

(Application Figure 2)



(Application Figure 3)



Click on the green arrow next to the application with which you wish to work. When the application opens up, select the fiscal year in the top right section of the screen – i.e., 2017-2018, 2018-2019 (see Application Figure 4). This is important to ensure you are working with the appropriate application.

(Application Figure 4)

New Hampshire
Department of Education Grant Management System
Serving New Hampshire's Education Community

Welcome **Elizabeth Clarke** Selected Fiscal Year: 2017-2018

Home LEA Home Admin Recovery Help myNHDOE Logout

Title I Part A Grant Application for 63 - Brentwood

PROJECT NO: 80015 [Edit](#)
PROJECT STATUS: [Approved on 11/7/2017 9:13 AM by mwelch](#)

[Edit this grant application...](#) [Detailed App](#) [Attachments \(8\)](#) [Take Snapshot](#) [Reporting](#) [Status History](#) [Payment Transfers](#)

ALLOCATION AMOUNT: **BUDGETED AMOUNTS:** **AMOUNTS PAID:**

Title I - Part A \$ Title I - Part A \$ Title I - Part A \$

IDENTIFYING INFORMATION:

	CFDA #:	Start Date:	End Date:
Title I - Part A	84.010A	7/5/2017	8/31/2018

Agency Responsible for Programmatic and Fiscal Administration:

Agency Name: Brentwood
Agency Address: 30 Linden St.
Exeter, NH 03833-2522
Mailing Address: _____

Project Manager: Karen Mullen Phone No: (603) 775-8907 Ext: 8907
Title: Title I Project Manager
Fax: (603) 775-8968 E-mail: kmullen@sau16.org Notify: ☒
Fiscal Contact: Michelle Larson Phone No: (603) 775-8660
Title: Fiscal Services Manager
Fax: (603) 775-8673 E-mail: mlarson@sau16.org Notify: ☒
Contact Person (if different): _____ Phone No: _____
Fax: _____ Contact Email: _____ Notify: ☐

Next, click on the “EDIT THIS GRANT APPLICATION” link on the left portion of the application (see Application Figure 4).

This will open up the Project Dates and Contact section (see Application Figure 5). Use the calendar icons to select the dates. The start and end dates should be populated by the initial grant setup in GMS. Please note: *on formula grant (i.e. Title I Part A, Title II Part A) your start date may not be earlier than the date your application is submitted.*

In the Contact section (see Application Figure 5) complete all of the information requested - District name, address, Project Manager and Fiscal Contact. When appropriate, enter an alternative contact and that will be the person contacted with questions.

Click on SAVE.

(Application Figure 5)



Home LEA Home Admin Recovery Help myNHDOE Logout


Title I Part A Grant Application for 63 - Brentwood

Please complete the form below. Use the Save button at the bottom of the form to save your entries.

IDENTIFYING INFORMATION

Title I - Part A

Start Date: 07/05/2017  

End Date: 08/31/2018 

Agency Responsible for Programmatic and Fiscal Administration:

Agency Name: Brentwood

Agency Address: 30 Linden St.

City: Exeter

State: NH

Zip: 03833-2522

Mailing Address
(If different from
Agency Address):

Mailing City:

Mailing State:

Mailing Zip:

Project Manager: Karen Mullen

Phone No: (803) 775-8907 Extension: 8907

Cell Phone No: (803) 793-1237

Title: Title I Project Manager

Fax: (803) 775-8968

E-mail: kmullen@sau16.org

Notify Project Manager: ☒

Fiscal Contact: Michelle Larson

Phone No: (803) 775-8860

Title: Fiscal Services Manager

Fax: (803) 775-8873

E-mail: mlarson@sau16.org

Notify Fiscal Contact: ☒



Contact Person (if different):

Phone No:

Fax:

E-mail:

Notify Contact: ☐

Once you have saved the contact information and project dates, you will see several pieces of information on the screen – the allocation (or for competitive grants the limit available), a budget figure (after your budget is entered), and total payments that have been made (after reports are entered) (see Application Figure 6). You will also find the CFDA # for the program next to the project dates.

SPECIAL NOTE: Consortia, consolidated applications, and cooperatives will require special handling. The allocation for the district(s)/SAU(s) will need to be made available once the decision is made to apply in this fashion.

(Application Figure 6)

New Hampshire Department of Education Grant Management System
Serving New Hampshire's Education Community

Welcome Elizabeth Clarke Selected Fiscal Year: 2017-2018

Home LEA Home Admin Recovery Help myNHDOE Logout

Title I Part A Grant Application for 63 - Brentwood

PROJECT NO: 80015 [Edit](#)
PROJECT STATUS: [Approved on 11/7/2017 9:13 AM by mwelch](#)

[Edit this grant application...](#) [Detailed App](#) [Attachments \(8\)](#) [Take Snapshot](#) [Reporting](#) [Status History](#) [Payment Transfers](#)

ALLOCATION AMOUNT: **BUDGETED AMOUNTS:** **AMOUNTS PAID:**

Title I - Part A \$ Title I - Part A \$ Title I - Part A \$

IDENTIFYING INFORMATION:

	CFDA #:	Start Date:	End Date:
Title I - Part A	84.010A	7/5/2017	8/31/2018

Agency Responsible for Programmatic and Fiscal Administration:

Agency Name: Brentwood

Agency Address: 30 Linden St.
Exeter, NH 03833-2522

Mailing Address: _____

Project Manager: Karen Mullen Phone No: (603) 775-8907 Ext: 8907
Title: Title I Project Manager

Fax: (603) 775-8968 E-mail: kmullen@sau16.org Notify: ☒

Fiscal Contact: Michelle Larson Phone No: (603) 775-8660
Title: Fiscal Services Manager

Fax: (603) 775-8673 E-mail: mlarson@sau16.org Notify: ☒

Contact Person (if different): _____ Phone No: _____
Fax: _____ Contact Email: _____ Notify: ☐

Scrolling down the page brings you to the Activity and Budget section (see Application Figure 7).

To begin a new activity, click on the “CLICK HERE TO ADD NEW ACTIVITY” link. This link gives you access to the Narrative section (see Application Figure 7A). The information included here should be just the activity description – the budget information will be added in the next step. Once the entry is complete, click on the “SAVE ACTIVITY DESCRIPTION” link.

NOTE: the OUTCOMES area is to be completed for the programs that indicate this information is required.

(Application Figure 7)

The screenshot shows the 'NHDOE Grants' application in a Mozilla Firefox browser. The 'Activities Entered' section displays a list of activities with columns for Function Code, Object Code, and TITLE/PARTIAL. A red arrow points to the 'CLICK HERE TO add a new activity' link.

Function Code	Object Code	TITLE/PARTIAL
1000 - Instruction	110 - Salaries - Regular Employees	\$16,394.00
1000 - Instruction	211 - Health Insurance	\$7,733.19
1000 - Instruction	260 - Workmen's Compensation	\$82.52
1100 - Regular Education Programs (PreK-12)	220 - Social Security Contributions	\$1,262.56
1430 - Summer School	110 - Salaries - Regular Employees	\$3,750.00
1430 - Summer School	220 - Social Security Contributions	\$266.68
1430 - Summer School	232 - State Retirement - Teachers	\$280.88
1430 - Summer School	260 - Workmen's Compensation	\$18.76
Totals:		\$29,018.29

(Application Figure 7A)

The screenshot shows the 'NHDOE Grants' application in a Mozilla Firefox browser. The 'Narrative' section includes fields for 'PRIORITY TO BE ADDRESSED', 'ACTIVITIES', 'PERFORMANCE MEASUREMENT', and 'OUTCOME'. A red arrow points to the 'ACTIVITIES' text area.

To edit an activity click on the “EDIT” link in the activity section on the right section of the activity box (see Application Figure 8). This provides you access to both the Narrative and Budget sections for data entry once an activity has been started.

(Application Figure 8)

Activities Entered: 8 [Click HERE to add a new activity...](#)

CATEGORY: [Edit](#) [Delete](#)

Instructional Salaries and Benefits

PRIORITY:

ACTIVITIES:

1100-112 5 Title I Math Program Teacher -vacant - 16504.00
 1100-220 FICA - vacant-1262.56
 1100-211 Medical Insurance - vacant - 7733.19
 1100-260 Workman's Comp - vacant - 82.52

1420-110 (2)Teacher Salaries for Summer Math and Reading Programs -incumbent/vacant - 3750.00
 1420-220 FICA - incumbent/vacant - 286.88
 1420-231 NHRS - incumbent/vacant - 280.88
 1420-260 Workman's Comp - incumbent/vacant - 18.76

PERFORMANCE MEASUREMENT:

OUTCOME:

Function Code	Object Code	TITLE/PARTIAL
1000 - Instruction	110 - Salaries - Regular Employees	\$16,504.00
1000 - Instruction	211 - Health Insurance	\$7,733.19
1000 - Instruction	260 - Workers' Compensation	\$82.52
1100 - Regular Education Programs (PreK-12)	220 - Social Security Contributions	\$1,262.56
1430 - Summer School	110 - Salaries - Regular Employees	\$3,750.00
1430 - Summer School	220 - Social Security Contributions	\$286.88
1430 - Summer School	232 - State Retirement - Teachers	\$280.88
1430 - Summer School	260 - Workers' Compensation	\$18.76
Totals:		\$29,918.79

CATEGORY: [Edit](#) [Delete](#)

Administrative Salaries and Benefits

The budget information is self-explanatory (see Application Figure 9) – use the dropdown lists for the proper function and object codes and key in the amount for each line item. The data entered will be locked in when the DOE approves the application. This data will be used to populate the reports of expenditures that are required every month. Reporting is covered in the next section of these instructions.

NOTE – once a line item is created, you cannot delete it; this history is maintained for audit purposes. You can, however, edit the line item by zeroing or reducing the amount and creating a new line item to meet your needs. Note: *you cannot reduce a budget line below the amount of payments already entered.*

(Application Figure 9)

OUTCOME: (IDEA/PRESCHOOL APPLICATION ONLY)

(2000 character limit; 2000 remaining.)

(2000 character limit; 2000 remaining.)

Save Activity Description Cancel

Add a new budget line item:

Function Code: 1000 - Instruction TITLEIPARTA: 0.0

Object Code: 100 - Personal Services - Salaries

Save Budget Item Cancel

	Function Code	Object Code	TITLEIPARTA
Edit Delete	1000 - Instruction	110 - Salaries - Regular Employees	\$16,504.00
Edit Delete	1000 - Instruction	211 - Health Insurance	\$7,733.19
Edit Delete	1000 - Instruction	260 - Workers' Compensation	\$82.52
Edit Delete	1100 - Regular Education Programs (PreK-12)	220 - Social Security Contributions	\$1,262.56
Edit Delete	1430 - Summer School	110 - Salaries - Regular Employees	\$3,750.00
Edit Delete	1430 - Summer School	220 - Social Security Contributions	\$286.88
Edit Delete	1430 - Summer School	232 - State Retirement - Teachers	\$280.88
Edit Delete	1430 - Summer School	260 - Workers' Compensation	\$18.76
Totals:			\$29,918.79

Click [HERE](#) to add a new activity. Click [HERE](#) to return to the grant application.

2009 New Hampshire Department of Education. All Rights Reserved. | [NHDOE Home page](#) | [ARRA Contacts](#)

The Extras

There are “Attachments” and “Take Snapshot” features available on the application screen.

Click the “Attachments” link to send the DOE additional documents – i.e., contracts, time sheets, etc.

The “Take Snapshot” link will take a snapshot of the application in its current state and place it in the Attachments area. This provides some history of the application process and may be done at any time. It will show up as a “User-Snapshot” in the Attachments area. GMS also does periodic “Auto-Shapshots” which are available in the same area.

Roles and Approvals

Every application can have several roles and approvals. As each submission is made and each approval is given, an email notice is sent to everyone identified in the Contact Information section, the Superintendent or Authorized Signer, and the DOE.

The Project Manager will be responsible for completing and submitting the application. The submission will go to the Superintendent or Authorized Signer at the district(s)/SAU/RA. Click on the “STARTED” link to submit the application for approval.

The Superintendent or Authorized Signer needs to review the submitted information and has the option of sending it to the DOE by marking it as approved or returning it to the Project Manager for changes. Click on the “SUBMITTED” link select the option needed.

The DOE has several layers of application review and approval. For applications there is the “BUDGET REVIEWED” as well as the “APPROVED” status. Grant recipients must wait for the Approved status from the Program Manager at the DOE to go forward with activities. **Do not** use the Budget Reviewed status for authorization.

IMPORTANT – grant recipients official authorization to spend funds is the email notices that are sent upon approval being granted by the DOE.

There are special rules about which all grant recipients must be aware:

- ◆ when entering the budget line items the system will not permit you to exceed the allocated/limited amount or the amounts for which payment has been made
- ◆ the 10% rule cannot be used with the online grants system
- ◆ grant recipients have **45** days to disburse all funds – this replaces the 90-days to disburse with the Form 2 system; grant recipients must have all expenses reported within 2 reporting cycles after the project end date
- ◆ you cannot create function and object codes in the online grants system; those provided in the drop down lists are all that can be used
- ◆ budget changes can be made during the project period but only to the amount that has not been paid, a budget line may not be reduced below what has already been paid on that line
- ◆ changes can be made to an application up to fifteen (15) days before the project end date unless a grant program establishes a different cut-off date

- ◆ “the useful life theory” must be applied to all activities within an application – you must make purchases during project period that reflect useful life and not at the end of a grant just to prevent the return of funds as unused
- ◆ equipment purchases must be tagged with inventory labels
- ◆ indirect costs must be calculated using one of the two approved methods – whole or partial use of funds and the amount must be rounded down to the nearest penny
- ◆ there is no forward funding with the online grant system – it is reimbursement only
- ◆ Federal Funds ledgers must be maintained for each project.
- ◆ Form 1, 2, 3, 4, and 8 are not used with the online grants system
- ◆ Audit records must still be maintained. Records do not need to be on paper; electronic records are acceptable as long as the grant recipient can produce all of the documentation needed. Controls for having appropriate back-up systems must be enforced.

NH DOE FUNDS REPORTING AND REIMBURSEMENT PROCESS AND PROCEDURES

Requirements

Grant recipients are required to submit monthly reports of **actual disbursements**. Example: for the month ending May, the actual disbursements must be reported using the May report. Reports must be filed, even if they are zero, for each month a grant is open.

Reports of expenditures are due to the DOE by the 10th of the month to be included in the first payment cycle scheduled for the 15th of the month. Reports submitted after the 10th will be included in the second payment cycle scheduled for the end of the month.

Reporting

In each application, the person responsible for reporting must click on the *Reporting* link to begin the process (Report Figure 1).

(Report Figure 1)

Title I - Part A Consolidated Grant Application for 141 - Dover

APPLICATION STATUS: Approved on 8/25/2009 4:21 PM by marigo1

[Attachments \(2\)](#) [Take Snapshot](#) [Reporting](#)

ALLOCATION AMOUNT:	
Title I - Part A	\$736,850.20

BUDGETED AMOUNTS:	
Title I - Part A	\$552,264.87

AMOUNTS PAID:	
Title I - Part A	\$0

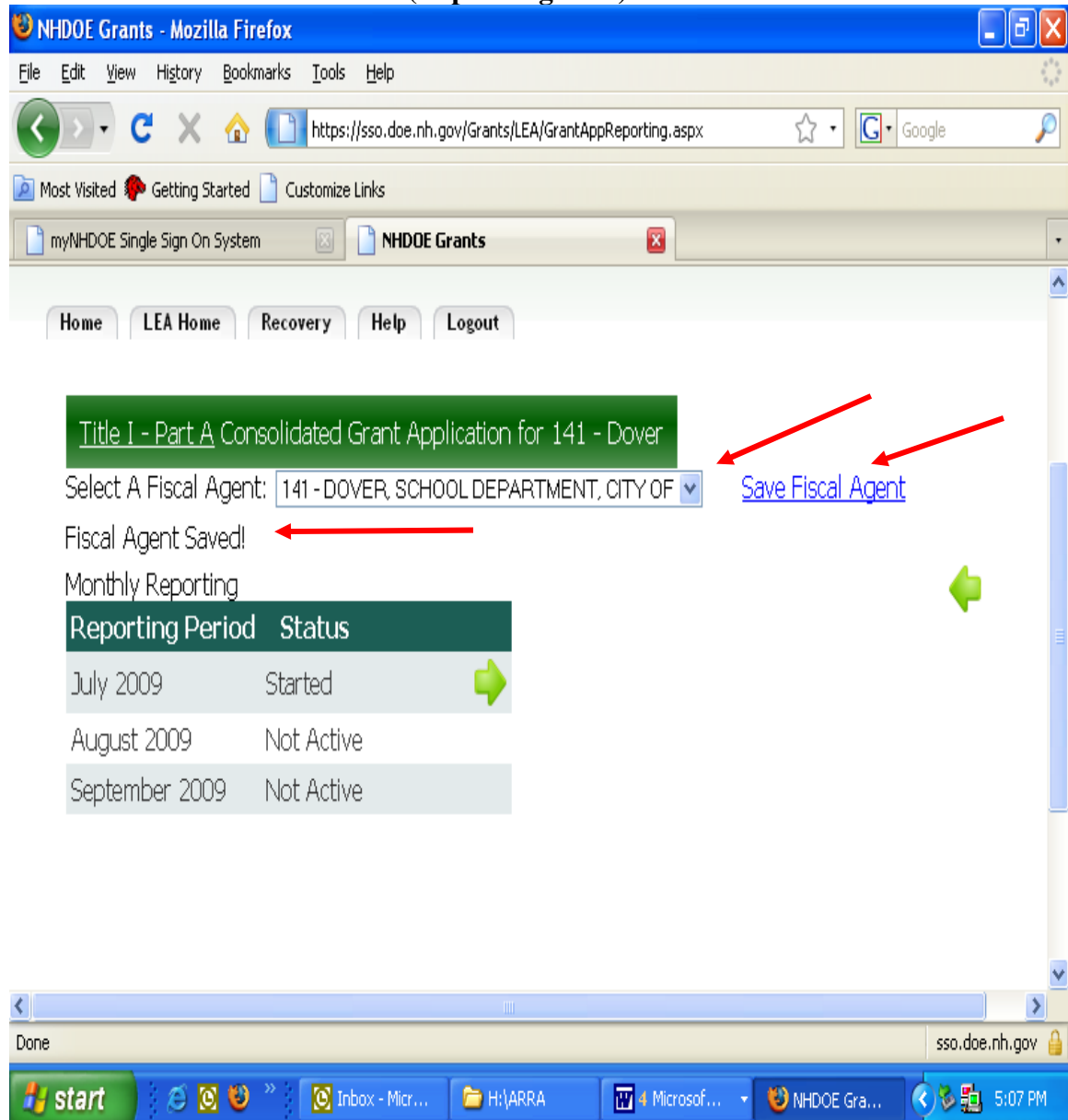
IDENTIFYING INFORMATION:

	Start Date:	End Date:
Title I - Part A	7/1/2009	9/30/2011

Agency Responsible for Programmatic and Fiscal Administration:

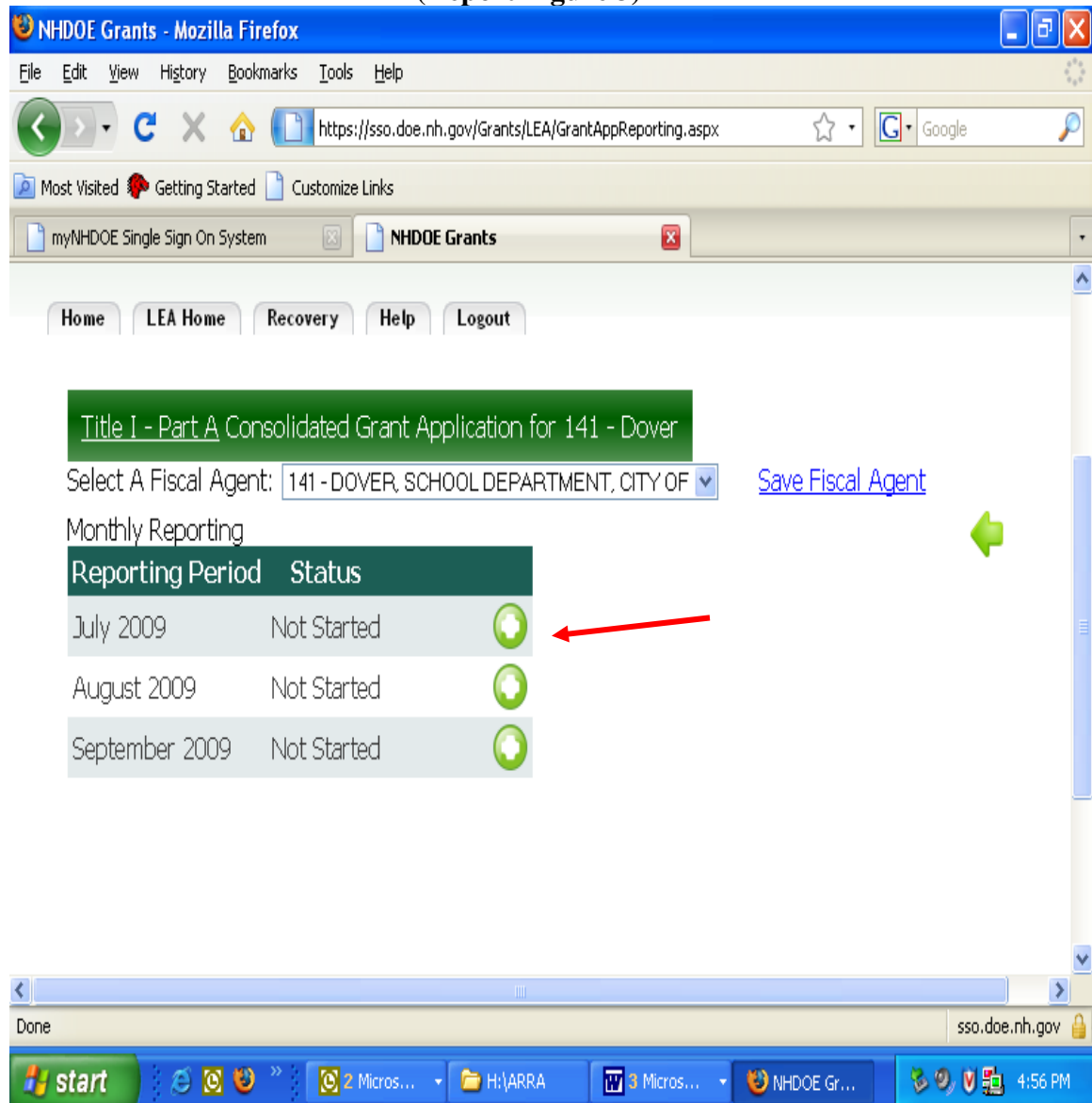
It is required that an approved fiscal agent be selected from the drop down menu provided and click the “SAVE” link located next to the drop down arrow (see Report Figure 2). Note: In some internet browsers this link may not be visible but if you hover next to the drop down arrow, you will see a message; click on that message. You will see an acknowledgement message in red appear once this SAVE process has completed (see Report Figure 2).

(Report Figure 2)



Select the reporting period being submitted and click on the green plus icon. NOTE: you can only work in one reporting period at a time (see Report Figure 3).

(Report Figure 3)



Each activity and the approved budget lines will be visible. Click on “EDIT” in each activity for which you are reporting actual disbursements (see Report Figure 4). As you key figures into the appropriate fields you will notice a warning message that you cannot exceed the approved budget amount if your figure is higher; the message will indicate the amount available (see Report Figure 5). Click “SAVE” when all entries in each activity have been completed.

NOTE: the 10% rule will not apply. If the funds from one budget line need to be used for another, an actual change to the application activity/budget must occur and be approved before disbursements can be reported.

Grant recipients have **45** days to disburse all funds – this replaces the 90-days to disburse with the Form 2 system. Grant recipients must have all expenses reported within 2 reporting cycles after the project end date.

(Report Figure 4)

Monthly Reporting for July 2009 [Started](#)

BUDGETED AMOUNTS:

Title I - Part A \$552,264.87

Total FTE: 0.00 [Edit](#)

REPORTED AMOUNTS for July 2009:

Title I - Part A \$0.00

Activities To Report On: 10

CATEGORY: Instructional Salaries and Benefits [Edit](#)

PRIORITY:

ACTIVITIES:

2100 - 110 Parent Coordinator, Extended Learning Coordinator, RTI Coordinator, and teacher stipend for supplemental parent and child after school activities.

(Report Figure 5)

PERFORMANCE MEASUREMENT:
(IDEA/PRESCHOOL APPLICATION ONLY)

OUTCOME:
(IDEA/PRESCHOOL APPLICATION ONLY)

(2000 character limit; 2000 remaining.)

Function Code	Object Code	TITLEIPART A
1290 - Other Special Programs	100 - Personal Services - Salaries	100,000.00
1290 - Other Special Programs	211 - Health Insurance	60,000.00 Maximum Value is: \$31,499.00
1290 - Other Special Programs	212 - Dental Insurance	0.00
1290 - Other Special Programs	213 - Life Insurance	0.00

Reimbursement

The reimbursement payments for reported and DOE approved actual disbursements will be made twice a month and will be made in the manner in which grant recipients are accustomed from the DOE (EFT or check).

Grant recipients receive a payment breakdown included in the payment indicating the name of the program and amount being reimbursed so appropriate posting may be made to the Federal Funds ledgers.

After all information has been entered, click the *Reporting* link again to SUBMIT the information. The approval process will be the same as for the application. The Project Manager, Fiscal Contact, Superintendent, and DOE will receive an email notice when information is submitted. The Superintendent must mark the report as approved for it to reach the DOE or return it to the appropriate person and the approval process will need to begin again.

Once the DOE receives notice of the report having been submitted, the appropriate program office will review the information and either mark it as approved or returned. If it is approved an invoice is created by the system and sent to the DOE Business Office for processing of the reimbursement payment. If it is returned an email notice will be sent requesting additional information and, once the report is amended, the approval process will begin again.

Reporting errors may be corrected by submitting a negative report against the incorrect budget line and a positive amount against the correct budget line. These corrections can be included in regular monthly reports.